









## 25/26 Kindergarten School Supply List

Please clearly **LABEL** the following items with your **child's first name**:  
(they will be kept separate for each child)








*Please open and label these supply items at home, so they are ready for the first day and don't get mixed up with those of their classmates. Please have all supplies arrive at school in September, during staggered entry. Pack all supplies into a bag labeled with the child's name. We appreciate your help!*






**\*NOTE: Throughout the school year, supplies may need to be replaced/replenished and additional items not currently listed may be requested\***

Quantity	Item	Description	Picture
1	<b>Backpack</b>	Large opening with no wheels; please consider space for packing seasonal clothing and school work - they get filled quickly and easily	
1	<b>Snack kit</b>	Child must be able to open and close their snack kit independently	
1	<b>Water bottle</b>	With secure flip top lid	

1	<b>Indoor running shoes</b>	(To be left at school) -No mark soles -Slip-on or velcro fastened - <u>No laces please</u> -Easy to put on and done up independently by your child	
1	<b>5" Fiskars children's scissors</b>	Please choose a pair with one small hole and one larger hole in the handles (not two equal-sized holes) and label the handle or blade with your child's name using permanent marker  Bring in left-handed scissors if your child is left-handed	
1	<b>Water Colour Paint</b>	Less colour options is best.	
1	<b>Zippered mailbag/courier bag (black)</b>	Will be used as a communication pouch to help send notes, books and messages between home and school  Can be bought at Dollarama	
1	<b>Full spare change of clothes</b>  <u>*This will stay in their backpack</u>	Place socks, underwear, pants, and a shirt in a labelled zip-closure bag	

Please **DO NOT** open but label the following items:  
*(these will either be shared by the entire class throughout the year and/or will be opened and labeled by the teacher; there is no need to label every pencil and crayon)*

Quantity	Item	Description	Picture
1 pack of 4	Pencils	Ticonderoga my first short triangular wood-cased pencils, 2 HB soft, with erasers ( <i>pre sharpened</i> ) OR 1 package of golf pencils with erasers  Can be bought on Amazon	
3	Gluestick	Large Elmer's <u>disappearing</u> purple glue	
1	White Glue	Elmer's 118ml size	
1 pack of 24	Crayons	Crayola wax crayons	
1	Mr Sketch Markers	12 Pack	 
2	Permanent Black Markers	Sharpie Fine Tip	

1 pack of 8	Dry erase markers	Expo dry erase markers ( <u>black</u> and fine tipped)	
2 boxes	Ziploc bags	With <u>easy close slider</u>  First name A - I - bring <u>Small</u> First name J - R - bring <u>Medium</u> First name S - Z bring <u>Large</u>	
1	2 Inch White Binder	With 3 round rings to store work.	
1 pack of 25 sheets	Clear sheet protectors	Can be purchased at Walmart, Staples, or Dollarama	
2 box	Facial tissues	Any size	

**Pack all supplies into a bag labeled with your child's name. Any supplies that are not on this list will be sent back home.**

